

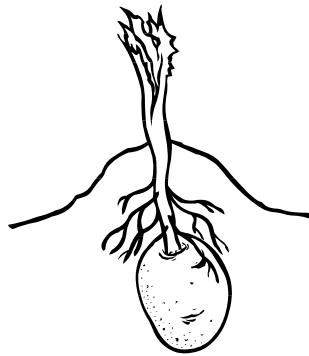
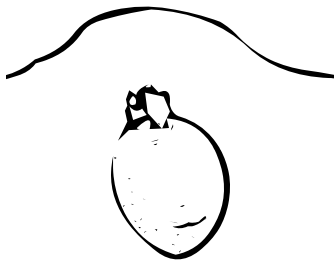


# GROW YOUR OWN POTATOES

## Growing my potato

Plants need light, water, food, space, air and the correct temperature to grow really well. Read the following top tips to help you grow the biggest weight of potatoes.



### SPACE

The more room the plants have to grow the better, so remember this when selecting your bucket. Make sure that you don't get one that's bigger than the maximum size allowed by the competition, (50cm).

### LIGHT

Plants need light to grow, so make sure you put your potato somewhere in the light.

### WATER

Potatoes need water to grow, make sure you don't over water it or it will go mouldy. Ensure that the soil is damp, water every 3 – 4 days.


### FOOD

Potatoes need food to grow; this comes from nutrients in the soil. Compost should contain everything your potato needs. You might want to add some extra plant food, if you do read the instructions carefully.

### TEMPERATURE

The ideal temperature for growing your potato is 10 – 15 degrees C.

Visit [www.potatoesforschools.org.uk](http://www.potatoesforschools.org.uk) and watch video clips to help you to grow the biggest weight of potatoes.



# GROW YOUR OWN POTATOES

## Growing your plant

Your plant will go through a number of stages. Look at the British Potato Council's potato cam to see what stage your potato plant should be at.

The leaves of the plant may start to die off before it's time to harvest – don't worry, this is normal. If the plant appears to be going mouldy please visit the website: [www.potatoesforschools.org.uk](http://www.potatoesforschools.org.uk) or for advice call: 01865 782260

## Where should I plant my potato?

You can grow your potato inside, outside, in a greenhouse or even start off inside and move it outside as it gets milder. Below are some tips:

### Growing your potato inside:

Put it somewhere as light as possible, ideally south facing. Ideally put it away from a radiator or heater. Keep turning it so it grows upright. Keep it moist, but don't over water it.

### Growing your potato outside:

Watch the weather forecast and if its frost bring the plant inside or protect it using bubble wrap or a blanket. Grow your plants in full or partial sunlight.

### Growing your potato in a greenhouse:

If frosty make sure all the windows are closed and that its protected. If very sunny make sure it's well ventilated so that it doesn't overheat.

## What other varieties can I grow?

When choosing a second variety you need to check that it will be able to grow in the time you have for the project. Some varieties that should produce a reasonable yield in the time are Premier, Swift, Estima, Marfona, Maris Bard and Desiree.

# Good luck with growing your potato!