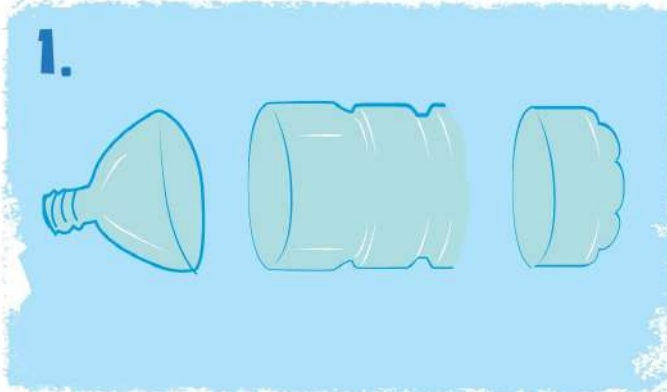


## BUG HOTEL

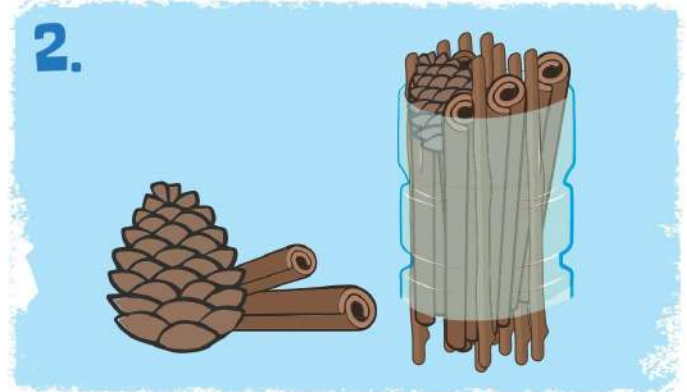
Bugs play an important part in any garden. These simple instructions will help you build the perfect habitat to encourage bugs into your school garden.

### You will need:


- A large plastic bottle
- Scissors
- String
- Selection of: sticks, pine cones, bamboo, bark



Cut the top and bottom off your bottle to create a cylinder.



Task the children to hunt around the school grounds and collect lots of different natural materials, all sizes and textures, suitable for filling your cylinder.



If you plan to hang your bug hotel, tie some garden twine/string around the cylinder. Pack the cylinder tightly with the materials you've collected so nothing falls out. Finally, put your bug hotel in a suitable place.



Why not give your bug hotel a name like Wiggly Manor? You could cover the outside with straw or moss to make it more inviting!

Where you place your bug hotel will determine the type of bugs you attract. If hanging it, you will attract flying insects, whereas a dark damp corner will attract more creepy-crawlies.

Why not let us know how you get on and send in your stories or pictures of your bug hotel? Share your results on social media:

Facebook, Instagram TikTok and X @GYOPotatoes